



# ALUMINIUM PROFILES

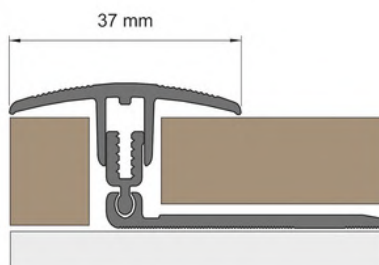
**TPS PROFILES  
TRANSITION PROFILES  
STAIR NOSING  
EDGE PROFILES  
FORMABLE TRIMS  
CARPET TRIMS**

## TPS 555 - Adjustable Transition Profile

# TRANSITION PROFILES




- Multi Channel profile
- Suitable for 0 - 22 mm floor level
- Installation with screws
- Length - 2500 mm / 2.5mtr



### Available in two thickness



### Colours




### Installation Indication




1. Hole positioning & drilling  
using 6mm drill bit



2. Slide in the Channel



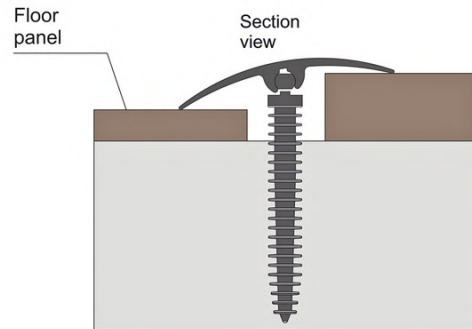
3. Lay your floor



4. Place the top profile and screw  
it in place




# QF 42 - Adjustable Transition Profile



- Multi Cover
- Suitable for 0 - 17.5 mm floor level
- Invisible installation with plastic screws
- Silver, Bronze, wood colours
- Length - 2500 mm / 2.5mtr



## Colours



## Installation Indication



1. Hole positioning & drilling  
using 6mm drill bit



2. Slide in the Screws



3. Position screws over hole

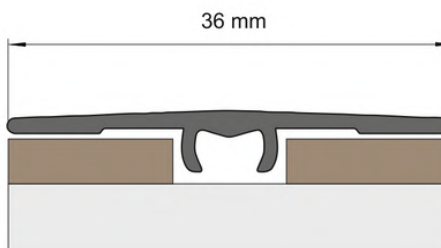


4. Place and fix the profile

## KMC 068 - T Profile



- Multicover
- Invisible installation with plastic screws
- Colours: Silver, Bronze, Sand, Wood colours
- Suitable for 0-17.5 mm floor
- Length - 2500 mm / 2.5mtr



### Installation Indication



1. Hole positioning & drilling using 6mm drill bit



2. Slide in the Screws



3. Position screws over hole

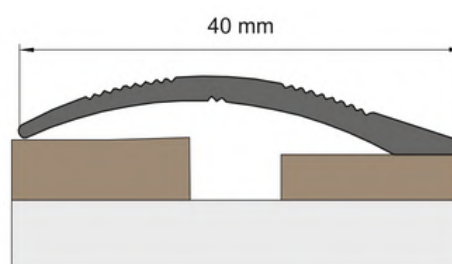


4. Place and fix the profile

## KCS 128 - Adjustable Transition Profile



- Uni cover strip
- Self Adhesive
- Colours: Silver, Bronze, Sand, Wood colours
- Length - 2500 mm / 2.5mtr




### Colours

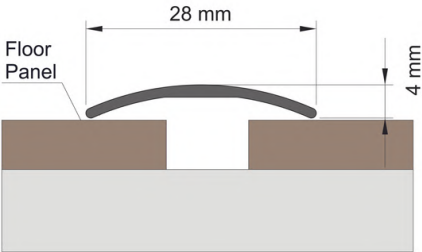




# A4713 Slim Profile



- Countersunk drilled
- Colours: Matt silver, Matt Bronze
- Length - 2500 mm / 2.5mtr

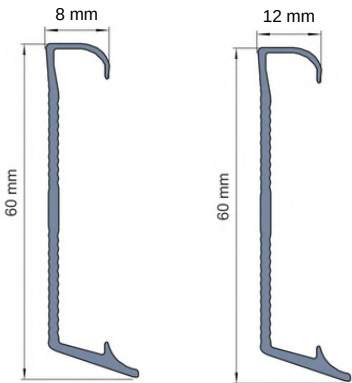


### Colours



**KWS 686 - 8mm thickness**  
**KWS 6126 - 12mm thickness**

# SKIRTING BOARD



### Colours



### Installation Indication

1. Hole positioning & drilling using 6mm drill bit

2. Drilling using 6mm drill bit

3. Insert screw plugs

4. Insert the screws in place

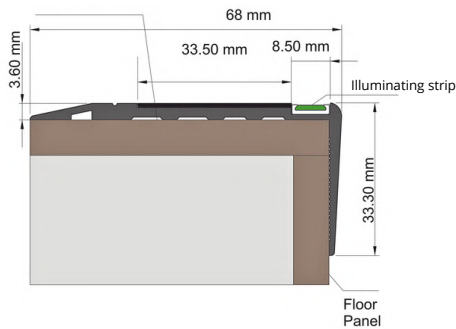
3. Insert plank to finish your floor

SN1G-7033

STAIR NOSING PROFILE



- Anti slip - also available without illuminating strip
- Countersunk drilled
- Colours: Matt silver
- Length - 2500 mm / 2.5mtr



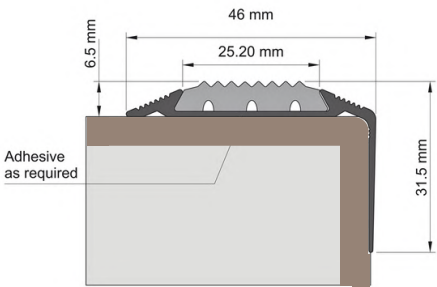
Colours



SNAB 4630



- Including anti-slipping rubber insert
- Countersunk drilled
- Colours: Matt silver, Matt Bronze
- Length - 2500 mm / 2.5mtr



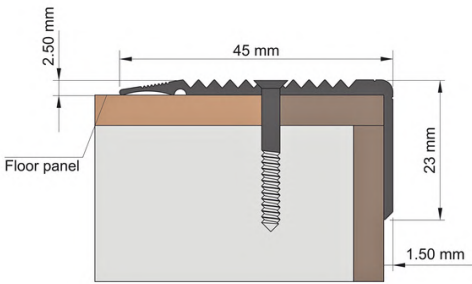
Colours



A 3130



- Countersunk drilled
- Colours: Matt silver, Matt Bronze
- Length - 2500 mm / 2.5mtr



Colours



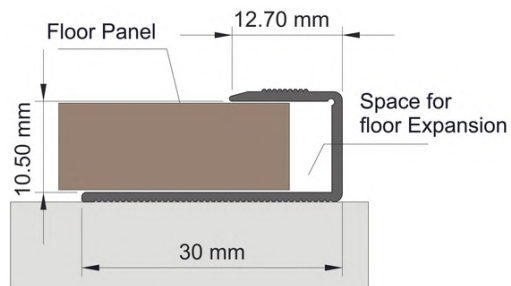


**A 4709**

## **EDGE PROFILES**




- Without countersunk drilled
- Colours: Silver, Bronze
- Length - 2500 mm / 2.5mtr



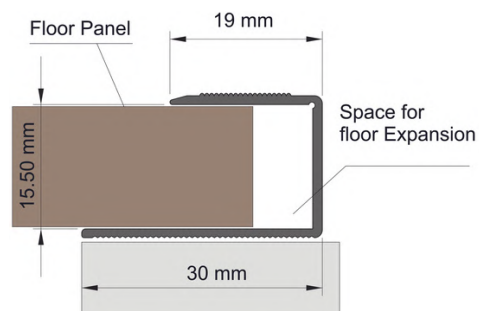
### **Colours**



**A 4707**



- Without countersunk drilled
- Colours: Silver, Bronze
- Length - 2500 mm / 2.5mtr



### **Colours**

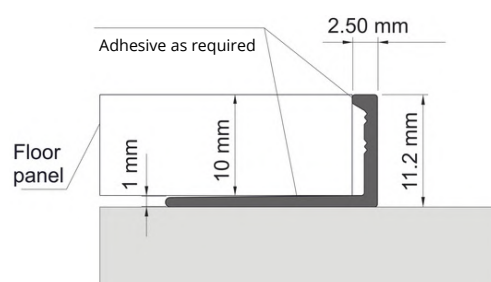


**TSD 100FF / 150 FF**

## **FORMABLE STRAIGHT TRIM**



- L - Tile trim, available in 10mm & 15mm
- Punched, bendable
- Colours: Bright Silver
- Length - 2500 mm / 2.5mtr



### **Colours**

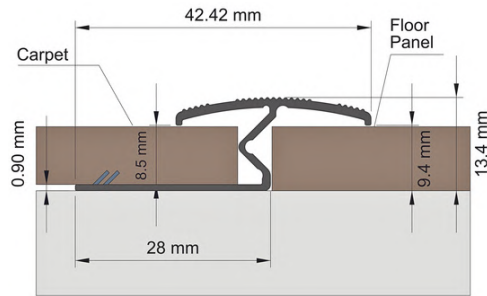


## AD004 - Z Profile

## CARPET TRIM




- Hooks punched
- Colours: Silver
- Length - 2500 mm / 2.5mtr



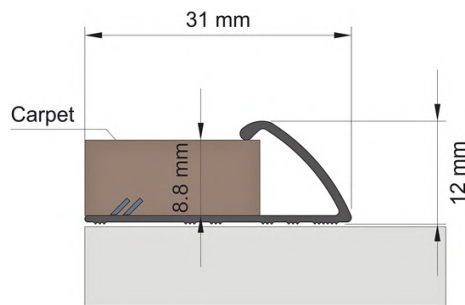
### Colours



## AD 005 Carpet Trim



- Hooks punched
- Colours: Silver
- Length - 2500 mm / 2.5mtr



### Colours

